



Microwave antenna UNI2-32

Antenna description

High Performance \varnothing 0.65 m antenna for ALCOMA point to point radiorelay links with standard holder or AFM holder for precise alignment.

General parameters

Diameter	0.65 m (2 ft.)
Feeder	single polarized (dual polarized)
Polarization	horizontal / vertical (dual)
Input flange: - standard - optional	circular, hole diameter 6.50 mm R320 (WR28)
Environmental temperature	-35 °C to +55 °C
Color	light grey
Radom material	white plastic (ABS + PMMA)

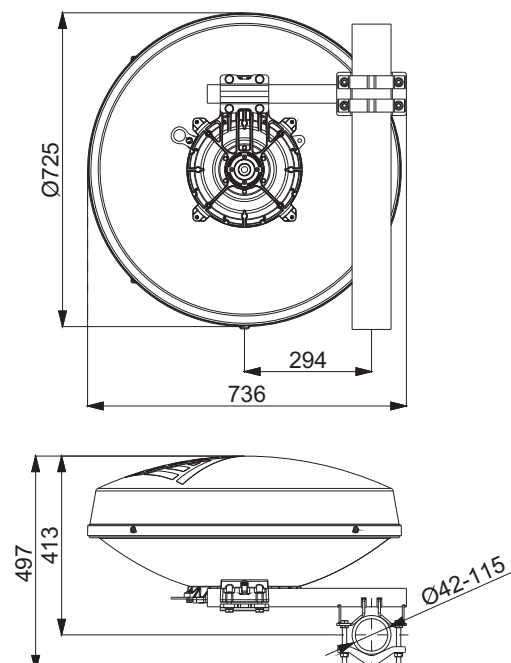
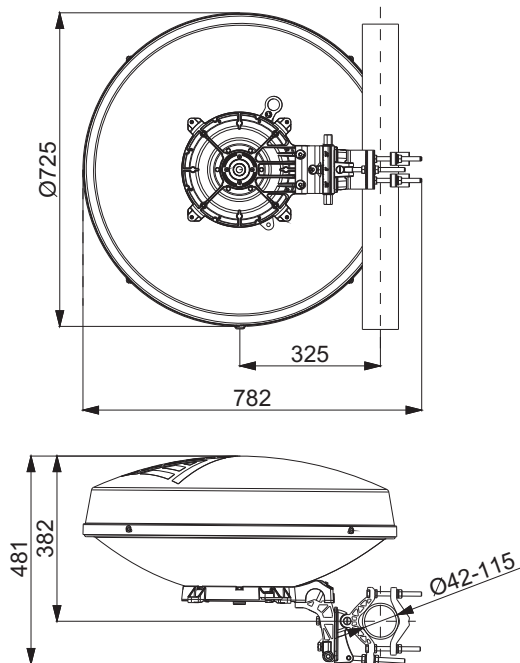


Electrical parameters

Frequency band	31.800 - 33.400 GHz
Gain: - low band	43.7 dBi
- mid band	43.9 dBi
- high band	44.1 dBi
Beamwidth (-3 dB)	1.4° (H / V)
Return loss	< 1.30 (17.7 dB)
Front to Back Ratio	61 dB
Cross Polarization Discrimination	27 dB
Antenna class	2 (ETSI EN 302 217-4-2)

UNI2-32-AF

UNI2-32-AS



ALCOMA



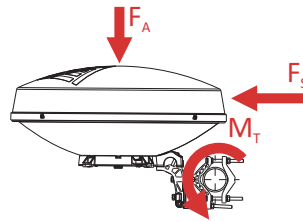
Microwave antenna UNI2-32

Mechanical parameters due to wind UNI2-32-AF

UNI2-32-AS

Performance stability	max 30 m/s (110 km/h)	max 30 m/s (110 km/h)
Survival	max 55 m/s (200 km/h)	max 55 m/s (200 km/h)
Radial ice load (density 7kN/m ³)	25 mm	25 mm
Net weight	9.1 kg	9.3 kg
Pipe diameter*	42 - 115 mm	42 - 115 mm
Adjust azimuth / elevation		±180° / ±20°
Fine adjust azimuth	±15°	—
Fine adjust elevation	±30°	—

Force and twisting moment due to wind



Wind velocity	30 m/s	55 m/s	30 m/s	55 m/s
F_A - axial force	335 N	1090 N	335 N	1090 N
F_S - side force	115 N	365 N	115 N	365 N
M_T - twisting moment	110 Nm	350 Nm	90 Nm	290 Nm
Icing thickness 25 mm				

* diameter 42 - 48 mm can be used when the wind speed does not exceed 50 m/s (180 km/h)